

Site Usage

98,696 Visits

Previous: 47,423 (108.12%)

73.44% Bounce Rate

Previous: 70.72% (3.85%)

224,457 Pageviews

Previous: 117,075 (91.72%)

00:01:47 Avg. Time on Site

Previous: 00:01:38 (8.16%)

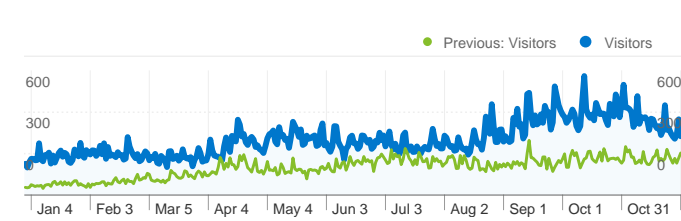
2.27 Pages/Visit

Previous: 2.47 (-7.88%)

61.74% % New Visits

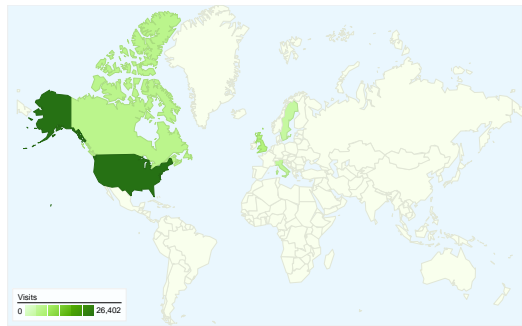
Previous: 66.96% (-7.80%)

Visitors Overview

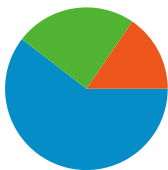


Visitors
61,881

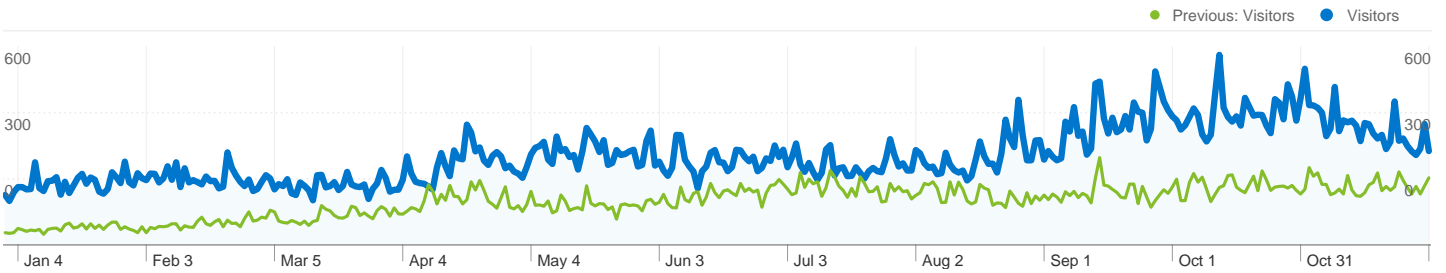
Map Overlay



Traffic Sources Overview



- **Search Engines**
59,635.00 (60.42%)
- **Direct Traffic**
23,804.00 (24.12%)
- **Referring Sites**
15,257.00 (15.46%)



61,881 people visited this site

 **98,696 Visits**

Previous: 47,423 (108.12%)

 **61,881 Absolute Unique Visitors**

Previous: 31,923 (93.84%)

 **224,457 Pageviews**


Previous: 117,075 (91.72%)

 **2.27 Average Pageviews**


Previous: 2.47 (-7.88%)

 **00:01:47 Time on Site**

Previous: 00:01:38 (8.16%)

 **73.44% Bounce Rate**

Previous: 70.72% (3.85%)

 **61.74% New Visits**

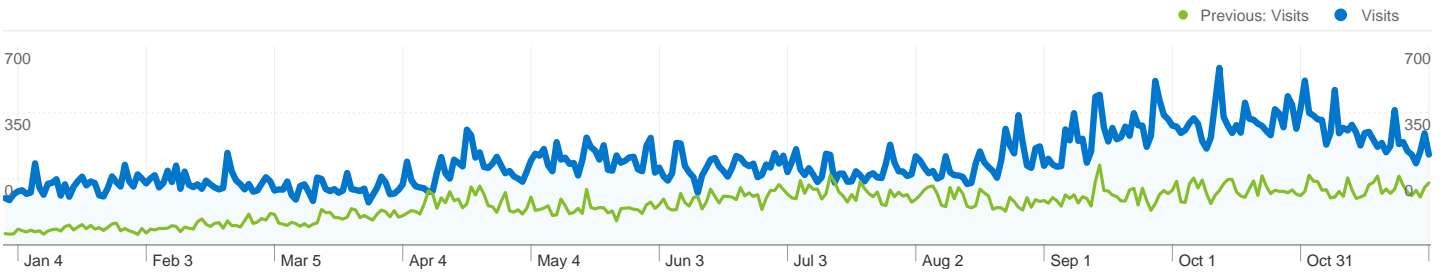
Previous: 66.96% (-7.80%)

Technical Profile

Browser	Visits	% visits	Connection Speed	Visits	% visits
Firefox			DSL		
Jan 1, 2010 - Nov 30, 2010	39,470	39.99%	Jan 1, 2010 - Nov 30, 2010	33,923	34.37%
Jan 1, 2009 - Nov 30, 2009	19,197	40.48%	Jan 1, 2009 - Nov 30, 2009	15,351	32.37%
% Change	105.61%	-1.21%	% Change	120.98%	6.18%
Internet Explorer			Unknown		
Jan 1, 2010 - Nov 30, 2010	38,353	38.86%	Jan 1, 2010 - Nov 30, 2010	27,976	28.35%
Jan 1, 2009 - Nov 30, 2009	22,592	47.64%	Jan 1, 2009 - Nov 30, 2009	14,231	30.01%
% Change	69.76%	-18.43%	% Change	96.58%	-5.54%

Chrome		
Jan 1, 2010 - Nov 30, 2010	8,632	8.75%
Jan 1, 2009 - Nov 30, 2009	1,287	2.71%
% Change	570.71%	222.27%
Safari		
Jan 1, 2010 - Nov 30, 2010	6,689	6.78%
Jan 1, 2009 - Nov 30, 2009	2,349	4.95%
% Change	184.76%	36.83%
Opera		
Jan 1, 2010 - Nov 30, 2010	3,787	3.84%
Jan 1, 2009 - Nov 30, 2009	1,506	3.18%
% Change	151.46%	20.83%

Cable		
Jan 1, 2010 - Nov 30, 2010	26,916	27.27%
Jan 1, 2009 - Nov 30, 2009	12,983	27.38%
% Change	107.32%	-0.38%
T1		
Jan 1, 2010 - Nov 30, 2010	7,571	7.67%
Jan 1, 2009 - Nov 30, 2009	3,098	6.53%
% Change	144.38%	17.43%
Dialup		
Jan 1, 2010 - Nov 30, 2010	1,797	1.82%
Jan 1, 2009 - Nov 30, 2009	1,114	2.35%
% Change	61.31%	-22.49%



All traffic sources sent a total of 98,696 visits

24.12% Direct Traffic

Previous: 22.19% (8.68%)

15.46% Referring Sites

Previous: 21.67% (-28.66%)

60.42% Search Engines

Previous: 56.14% (7.63%)



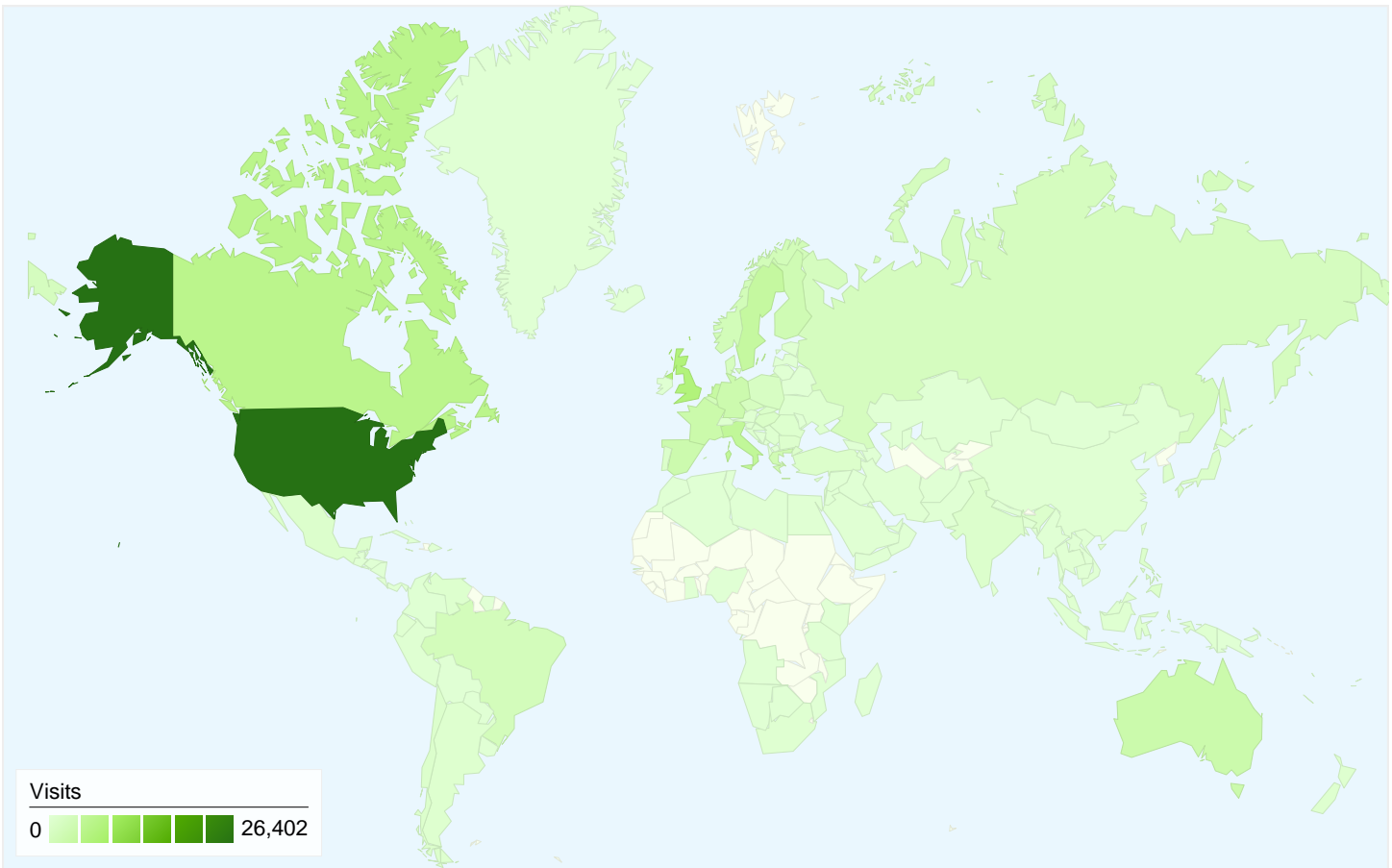
- Search Engines
59,635.00 (60.42%)
- Direct Traffic
23,804.00 (24.12%)
- Referring Sites
15,257.00 (15.46%)

Top Traffic Sources

Sources	Visits	% visits
google (organic)		
Jan 1, 2010 - Nov 30, 2010	53,339	54.04%
Jan 1, 2009 - Nov 30, 2009	22,912	48.31%
% Change	132.80%	11.86%
(direct) ((none))		
Jan 1, 2010 - Nov 30, 2010	23,804	24.12%
Jan 1, 2009 - Nov 30, 2009	10,524	22.19%
% Change	126.19%	8.68%
facebook.com (referral)		
Jan 1, 2010 - Nov 30, 2010	3,709	3.76%
Jan 1, 2009 - Nov 30, 2009	804	1.70%
% Change	361.32%	121.66%
en.wikipedia.org (referral)		
Jan 1, 2010 - Nov 30, 2010	3,409	3.45%
Jan 1, 2009 - Nov 30, 2009	4,541	9.58%
% Change	-24.93%	-63.93%
yahoo (organic)		

Keywords	Visits	% visits
dangerdog		
Jan 1, 2010 - Nov 30, 2010	1,924	3.23%
Jan 1, 2009 - Nov 30, 2009	982	3.69%
% Change	95.93%	-12.53%
danger dog		
Jan 1, 2010 - Nov 30, 2010	655	1.10%
Jan 1, 2009 - Nov 30, 2009	164	0.62%
% Change	299.39%	78.30%
angra aqua review		
Jan 1, 2010 - Nov 30, 2010	463	0.78%
Jan 1, 2009 - Nov 30, 2009	0	0.00%
% Change	100.00%	100.00%
echoes nature existence		
Jan 1, 2010 - Nov 30, 2010	372	0.62%
Jan 1, 2009 - Nov 30, 2009	0	0.00%
% Change	100.00%	100.00%
james labrie static impulse review		

Jan 1, 2010 - Nov 30, 2010	3,226	3.27%	Jan 1, 2010 - Nov 30, 2010	339	0.57%
Jan 1, 2009 - Nov 30, 2009	2,341	4.94%	Jan 1, 2009 - Nov 30, 2009	0	0.00%
% Change	37.80%	-33.79%	% Change	100.00%	100.00%



98,696 visits came from 160 countries/territories

Site Usage

Visits	Pages/Visit	Avg. Time on Site	% New Visits	Bounce Rate	
98,696 Previous: 47,423 (108.12%)	2.27 Previous: 2.47 (-7.88%)	00:01:47 Previous: 00:01:38 (8.16%)	61.79% Previous: 66.99% (-7.77%)	73.44% Previous: 70.72% (3.85%)	
Country/Territory	Visits	Pages/Visit	Avg. Time on Site	% New Visits	Bounce Rate
United States					
January 1, 2010 - November 30, 2010	26,402	2.65	00:02:17	64.08%	69.90%
January 1, 2009 - November 30, 2009	15,041	2.94	00:02:04	67.01%	67.14%
% Change	75.53%	-9.86%	10.78%	-4.37%	4.11%
United Kingdom					
January 1, 2010 - November 30, 2010	6,983	2.29	00:01:33	60.91%	73.06%
January 1, 2009 - November 30, 2009	3,572	2.51	00:01:35	68.70%	70.94%
% Change	95.49%	-8.86%	-1.99%	-11.35%	2.99%
Canada					
January 1, 2010 - November 30, 2010	5,635	2.70	00:01:44	54.30%	67.70%

January 1, 2009 - November 30, 2009	2,024	2.17	00:01:17	68.03%	75.54%
% Change	178.41%	24.35%	34.40%	-20.18%	-10.38%
Italy					
January 1, 2010 - November 30, 2010	4,631	2.14	00:01:18	68.93%	73.27%
January 1, 2009 - November 30, 2009	2,179	1.91	00:01:15	65.49%	71.64%
% Change	112.53%	12.18%	4.60%	5.25%	2.27%
Sweden					
January 1, 2010 - November 30, 2010	4,066	2.06	00:01:13	61.44%	76.22%
January 1, 2009 - November 30, 2009	1,628	2.39	00:01:12	73.65%	71.01%
% Change	149.75%	-13.82%	0.61%	-16.58%	7.34%
Netherlands					
January 1, 2010 - November 30, 2010	3,839	2.52	00:01:55	52.57%	65.62%
January 1, 2009 - November 30, 2009	1,379	2.63	00:01:24	55.98%	69.33%
% Change	178.39%	-4.16%	36.47%	-6.10%	-5.35%
France					
January 1, 2010 - November 30, 2010	3,200	2.12	00:01:11	60.44%	76.25%
January 1, 2009 - November 30, 2009	1,322	2.30	00:01:10	65.73%	71.86%
% Change	142.06%	-7.51%	0.21%	-8.06%	6.11%
Australia					
January 1, 2010 - November 30, 2010	3,149	2.46	00:01:31	48.62%	69.58%
January 1, 2009 - November 30, 2009	1,519	2.45	00:01:43	46.54%	65.11%
% Change	107.31%	0.31%	-11.95%	4.46%	6.86%
Germany					
January 1, 2010 - November 30, 2010	3,010	1.52	00:00:50	76.38%	81.33%
January 1, 2009 - November 30, 2009	1,516	1.84	00:01:04	77.90%	77.44%
% Change	98.55%	-17.50%	-21.77%	-1.96%	5.02%
Spain					
January 1, 2010 - November 30, 2010	2,997	1.84	00:00:53	56.19%	81.82%
January 1, 2009 - November 30, 2009	1,521	2.09	00:01:19	76.40%	79.09%
% Change	97.04%	-12.15%	-32.54%	-26.45%	3.44%

1 - 10 of 160